





Configuration and options

DAF XFC Electric



| Motor | Power (kW) | Energy Capacity (kWh) installed available | | | Day Cab | Sleeper Cab | Sleeper High Cab |
|--------------|------------|--|---------------------------|---------------------------|--|---|---|
| PACCAR EX-D2 | 270 | 315 277 | 420 370 | 525 462 |  |  |  |
| | 310 | | 420 370 | 525 462 | | | |
| | 350 | | 420 370 | 525 462 | | | |

Battery configurations

| 315 kWh | 420 kWh | | 525 kWh |
|---------|---------|--|---------|
| | | | |
| | | | |
| | | | |
| | | | |



Highlights

- Increased approach angle of 25 degrees
- Increased ground clearance
- Robust 3-piece steel bumper
- Radiator protection plate
- Available as FAT 6x4 rigid
- 315, 420, or 525 kWh energy capacity
- GVW Bonus: Up to 2 tonnes can be added up to the technical limit
- Efficient powertrain with integrated powershift transmission
- Brake resistor for endurance braking and extra range (combination only)
- New Generation DAF efficiency, safety and driver comfort
- Up to date with ADAS and cybersecurity requirements
- Best battery warranty: 8 years, 4 MWh/kWh, 70% SoH

Options

- Cab step flexible (04291)
- Charging capacity of 150 kW DC (01745), 150 kW DC + 22 kW AC or 325 kW DC + 22 kW AC (03677) or 325 kW DC (01756)
- ePTO 25 or 90 kW
- Kerb view window (07343)
- DAF Digital Vision System (01362)
- DAF Corner View (01913)
- PACCAR Connect (07707)

DAF XFC Electric

The DAF XFC Electric offers the best of both worlds: our New Generation DAF cab design with the proven off-road capabilities of DAF's construction range. The XFC Electric is available as 6x4 FAT rigid, with 25 or 90 kW ePTO, and offers an optimal solution for zero emission construction sites.

NEW GENERATION DAF LOOK-AND-FEEL

The XFC Electric combines the New Generation DAF cab spaciousness and technology with the off-road capabilities of DAF's construction range. Its robust front, increased (25 degree) approach angle and ground clearance make the XFC Electric the perfect zero-emission construction vehicle.

OFF-ROAD READY

Our DAF XFC Electric is ready to work on- and off-road. Its tough build including a three piece steel front bumper, radiator protection plate and standard LED foglights, combined with increased ground clearance and 25 degree approach angle, means its ready for everything.

POWERTRAIN AND DRIVELINE

The powerful and efficient integrated electric powertrain with integrated powershift transmission (270 to 350 kW) offers plenty of power and torque, and also recovers electrical energy during braking by using E-Drive Control. Making use of carry-over drivetrain parts from DAF's diesel-powered vehicles, providing proven reliability, there is plenty of choice.



DAF ONE PEDAL DRIVE

In order to maximize efficiency, DAF One Pedal Drive functionality can be engaged to use the electric motor for recuperating energy when braking. When regenerative braking is activated through the right-hand stalk, the truck can be controlled by just using the accelerator pedal. The effect of the pedal stroke position will vary depending on driving conditions to make the one pedal driving feel as smooth and intuitive as possible. The maximum amount of available braking power has three levels: 33%, 67%, or 100% of the maximum motor power, and can be manually adjusted using the right-hand stalk.

ENDURANCE BRAKING AND BRAKE RESISTOR

In the case of endurance braking, that is, braking for a longer period of time, for example when going downhill, most of the energy is recuperated. In some cases the required energy capacity is not fully available and our brake resistor takes over. In this way, endurance braking is ensured and extra energy reservation is not required, resulting in more usable energy capacity, in other words: more available range for the driver at all time.

PLANNING

Through the DAF Electric specific menu, you can plan charging whenever it's convenient for you. This means you can use energy price fluctuations and charger availability to your advantage. In addition, you can tell the truck exactly when you want to start driving. By the time you plan to set off it ensures that the cab is all nice and comfy. Of course, these functions are also available in PACCAR Connect, including the visibility of available charging stations.

BODYBUILDER FRIENDLINESS

The XFC Electric is available as 6x4 FAT vehicle with a variety of battery configuration and placement options. A 25 or 90 kW Electric Power Take-Off (ePTO) is optionally available for the XFC Electric.

ENERGY CAPACITY

The XFC Electric offers various configurations of battery energy, offering 315 to 525 kWh of installed energy capacity. The LFP batteries offer 88% depth of discharge. The available amount of energy therefore is 277, 370, and 462 kWh, respectively.

INDUSTRY LEADING BATTERY WARRANTY

LFP batteries, introduced to the truck industry by DAF in its previous generation of electric trucks, offer the best cycle life, sustainability, and safety properties. Built without using rare earth materials, LFP batteries offer the best future proof solution. On top of that, DAF offers the best battery warranty in the business, guaranteeing 70% State of Health over 8 years or 4 MWh/kWh of energy use. This is equivalent to 4.000 charging cycles.

EFFICIENCY AND RANGE

Of course, the New Generation DAF offers the best aerodynamic chassis and cab design in the business, especially when combined with the DAF Digital Vision System and DAF Corner View. Using the E-Drive Control as much as possible, the range can be extended especially in urban circumstances. The XFC Electric can drive up to 500 km, depending, of course on load, configuration, route, and driving style.

CHARGING

The XFC Electric comes with possibilities to charge both through AC (up to 22 kW) and DC for fast charging for 150 or 325 kW.

