



















Axle configuration DAF Trucks

Rigid chassis			LF45	LF55	CF65	CF75	CF85	XF105
FA	4 x 2		•	•	•	•	•	•
FAR	6 x 2	 single mounted trailing axle				•	•	•
FAS	6 x 2	 dual mounted trailing axle				•	•	•
FAG	6 x 2					•	•	
FAN	6 x 2			•		•	•	•
FAT	6 x 4					•	•	•
FAK	8 x 2	 dual mounted trailing axle					•	•
FAQ	8 x 2						•	
FAC	8 x 2	 dual mounted trailing axle					•	
FAX	8 x 2						•	
FAD	8 x 4					•	•	•

Tractor chassis			LF45	LF55	CF65	CF75	CF85	XF105
FT	4 x 2			•		•	•	•
FTP	6 x 2						•	•
FTR	6 x 2	 single mounted trailing axle					•	•
FTS	6 x 2	 dual mounted trailing axle					•	•
FTG	6 x 2						•	•
FTT	6 x 4						•	•
FTM	8 x 4							•



steered axle



driven axle



trailing axle

DAF Trucks N.V.

Hugo van der Goeslaan 1

P.O. Box 90065

5600 PT Eindhoven

The Netherlands

Tel: +31 (0)40 214 9111

Fax: +31 (0)40 214 4325

www.daf.com

driven by quality

DAF

A PACCAR COMPANY

Cab overview

		Day Cab	Sleeper Cab	Space Cab		Super Space Cab		Engine Euro 5 / EEV
LF45								FR103 / 140 hp FR118 / 160 hp FR136 / 185 hp FR152 / 207 hp GR165 / 224 hp GR184 / 250 hp
LF55								FR136 / 185 hp FR152 / 207 hp GR165 / 224 hp GR184 / 250 hp GR210 / 286 hp
LF55 18t								GR165 / 224 hp GR184 / 250 hp GR220 / 300 hp
CF65								GR165 / 224 hp GR184 / 250 hp GR220 / 300 hp
CF75								PR183 / 249 hp PR228 / 310 hp PR265 / 360 hp
CF85								MX265 / 360 hp MX300 / 408 hp MX340 / 462 hp MX375 / 510 hp
XF105								MX300 / 408 hp MX340 / 462 hp MX375 / 510 hp